



DOUBLE BLACK
I M A G I N G

Image Systems

Gemini Series

Large Format Displays

Image Systems Gemini Series Large Format Displays



Space and Productivity Multiplied

Our Gemini Series color LED backlit display systems double the resolution and eliminate the gap between screens in multi-head display configurations. Allowing the eye to seamlessly glide between images uninterrupted increases productivity and user efficiency. Complete with advanced auto-calibration technology, these wide-screen models enable multi-modality imaging from a single display including digital breast imaging on the 8MP model.

The large, wide-screen displays are equipped with built in front sensors for hands-free automatic DICOM 3.14 calibration, backlight sensors to maintain stability over time, ambient light sensors, auto-report generation and non-conformance alerts via the web.

Additional user friendly features include auto-dimming capability, image pinpointing, cursor wrap, and cursor genie functions – improving workflow and enhancing the user experience.

About Double Black Imaging and our Image Systems Display Division



We are proud to be the largest display supplier and calibration software developer, creating 100% of our software and performing 100% display system integration in the USA.

Our team has a renowned history of providing the industry's finest customer service, continually acknowledged by thousands of users and IT Professionals who put their trust in us every day.

We are dedicated to developing innovative imaging solutions that greatly improve image quality and stability. Making imaging more efficient and reducing costs are the cornerstones of what DBI stands for.

image systems
A division of Double Black Imaging

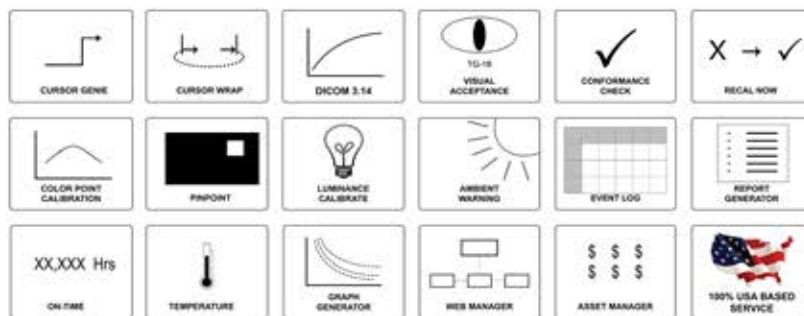
G-Series - Technical Specifications

Specifications	 6G	 8G
Size	30.4"	31.1"
Active Display Area H x V	654.360 x 408.576mm / 25.76 x 16.09"	697.958 x 368.064mm / 27.48 x 14.49"
Resolution	3280 x 2048 (6MP)	4096 x 2160 (8MP)
Brightness	1000 cd/m ² Typ.; 350-400 cd/m ² Recommended Calibrated.	
Contrast Ratio	1000:1 Typ.	1450:1 Typ.
Look Up Table	14-bit LUT	
Response Time	18ms Typ.	8ms Typ.
Pixel Pitch	0.1995 x 0.1995 mm	0.1704 x 0.1704 mm
Built In Sensors	Front Sensor, Backlight Sensor, Ambient Light Sensor, Temperature Sensor	
Tilt/Swivel/Height Adjustment	- 5 to +15° tilt +/- 45° swivel 80mm height adj	
Panel Technology	TFT AMLCD IPS Color, LED Backlit	
Viewing Angle	178° Typ.	
Video Input / USB (1up 1down)	DisplayPort (2), DVI-D (2), USB	
Power Supply	External for Added Reliability. AC Input to power brick: 100-240V, DC Input to display: 24V	
Power Consumption	160w max./Power save mode < 5w	
Operating Temperature Range	5° to 35°C (41° to 95°F)	
Operational Humidity	15% - 85%	
Storage Temperature	-20° to +60°C (-4° to + 140°F)	
Weight w/ stand (approx)	38 lbs	42 lbs
Dimensions (W x H x D) w/stand full height	28.3" x 24.7" x 9.8"	29.7" x 22.6" x 9.8"
Mounting Options	100 x 100 mm VESA	
Safety & Emissions	EN60601-1, IEC60601-1, GB4943.1, ANSI/AAMI ES60601-1:2005 + A2(R2012) + A1, CAN/CSA-C22.2 No. 60601-1:14, CE acc to MDD 93/42/EEC (Class I), IP20, FDA 510(K), FDA510(K) Mammo & Tomo for 8MP	
Warranty	5-Year standard warranty with Hot Swap	
PACS Application	Multi-Modality PACS, CR/DR CT MRI US DSI DSA PET/CT Image Fusion X-Ray Nuclear Medicine	
Mammography Application	Digital Mammography, Digital Breast Tomosynthesis on 8MP	

Calibration Feedback System – CFS™

- Our industry leading CFS software - Client and Web Manger
- Ensures calibration and confidence to DICOM 3.14
- Provides tools to enhance visibility, efficiency, workflow
- Enables performance monitoring and asset management
- Accurate calibration of both color and gray shades

CFS Software comes standard with every G-Series display.



Hassle-Free Services & Support

Overcome technical challenges with our team of experienced engineers and technicians. Whether it's a simple answer or on-site troubleshooting, we can help any time, every time. Accurate and consistent presentation of images is a critical requirement for radiology displays.



DBI Service Desk
Comprehensive
Technical Support

Hot Swap
Extended Warranty &
Advanced Replacement Program



www.doubleblackimaging.com/servicedesk